

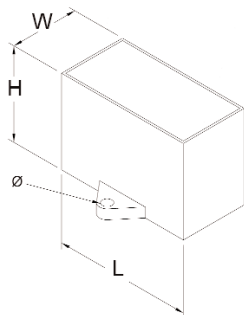
NON-PCB CAPACITORS

10/26/04

Minimum Voltage Rating	Microfarads	Capacitor Model No.	Capacitor Style	Figure
120V	15	697003	Box Dry	14A
120V	20	697005	Box Dry	14B
120V	22	697007	Box Dry	14B
120V	15	697002	Round TW Dry	15E
120V	20	697004	Round TW Dry	15F
130V	22	697006	Round TW Dry	15F
120V	36	697008	Round TW Dry	15A
120V	52	697009	Round TW Dry	15B
240V	28	697019	Round Plastic Dry	15C
240V	35	697020	Round Plastic Dry	15C
240V	55	697020	Round Plastic Dry	15D
280V	6	697011	Round Oil Filled	16A
280V	8	697015	Round Oil Filled	16A
280V	10	697013	Round Oil Filled	16B
280V	14	697014	Round Oil Filled	16B
400V	10	697010	Oval Oil Filled	17A
400V	15	697016	Oval Oil Filled	17B
400V	24	697017	Oval Oil Filled	17C
480V	24	697012	Oval Oil Filled	17C
525V	26	697018	Oval Oil Filled	17D

[Notes]: Maximum capacitor temperature = 90°C
 Capacitors include discharge resistors where required.
 Oil-filled capacitors are protected, R recognized.
 Dry capacitors are not protected.

Figure 14



14A			
H	1 3/8"	1.38	3.51 cm
W	1"	1.00	2.54 cm
L	2"	2.00	5.08 cm
M	-	-	-
Ø	3/16"	0.19	0.48 cm

14B			
H	1 9/16"	1.56	3.96 cm
W	1 3/16"	1.19	3.02 cm
L	2"	2.00	5.08 cm
M	-	-	-
Ø	3/16"	0.19	0.48 cm

Figure 15

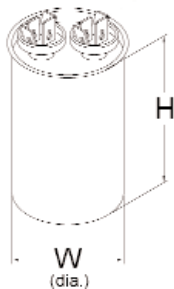


15A				15D			
H	2 1/4"	2.25	5.72 cm	H	4 5/16"	4.31	10.95 cm
W	1 9/16"	1.56	3.96 cm	W	2"	2.00	5.08 cm

15B				15E			
H	3 3/16"	3.19	8.10 cm	H	2 1/4"	2.25	5.72 cm
W	1 3/4"	1.75	4.45 cm	W	15/16"	0.94	2.39 cm

15C				15F			
H	3 3/8"	3.38	8.56 cm	H	2 1/4"	2.25	5.72 cm
W	1 13/16"	1.81	4.60 cm	W	1"	1.00	2.54 cm

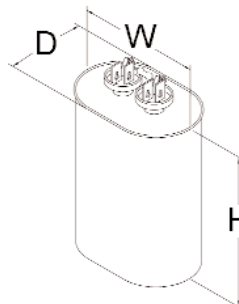
Figure 16



16A			
H	2 7/8"	2.88	7.32 cm
W	1 3/4"	1.75	4.45 cm

16B			
H	3 7/8"	3.88	9.86 cm
W	1 3/4"	1.75	4.45 cm

Figure 17



17A				17C			
H	2 7/8"	2.88	7.32 cm	H	3 13/16"	3.81	9.68 cm
W	2 11/16"	2.69	6.83 cm	W	2 7/8"	2.88	7.32 cm
D	1 1/2"	1.50	3.81 cm	D	1 3/4"	1.75	4.45 cm

17B				17D			
H	2 7/8"	2.88	7.32 cm	H	4 11/16"	4.69	11.91 cm
W	2 7/8"	2.88	7.32 cm	W	2 7/8"	2.88	7.32 cm
D	1 3/4"	1.75	4.45 cm	D	2"	2.00	5.08 cm